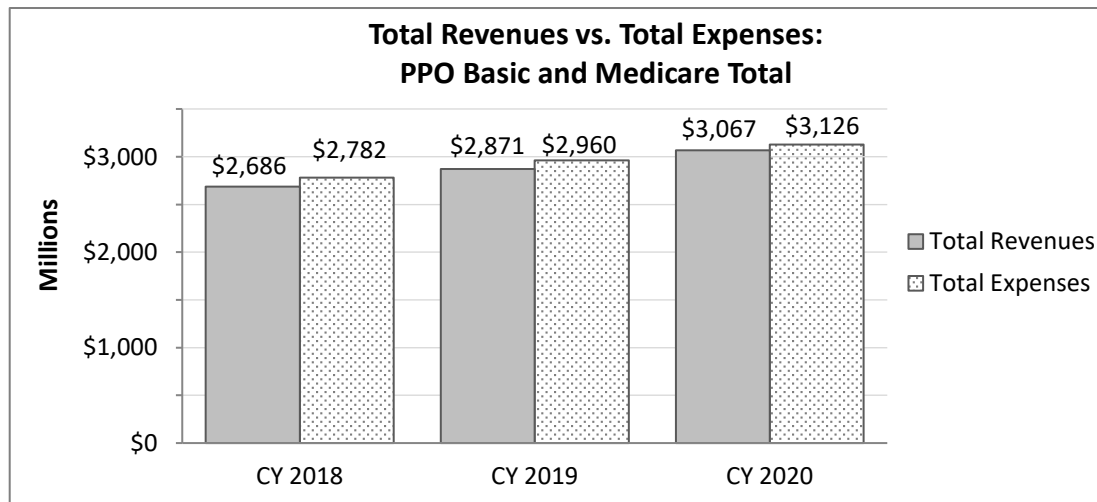
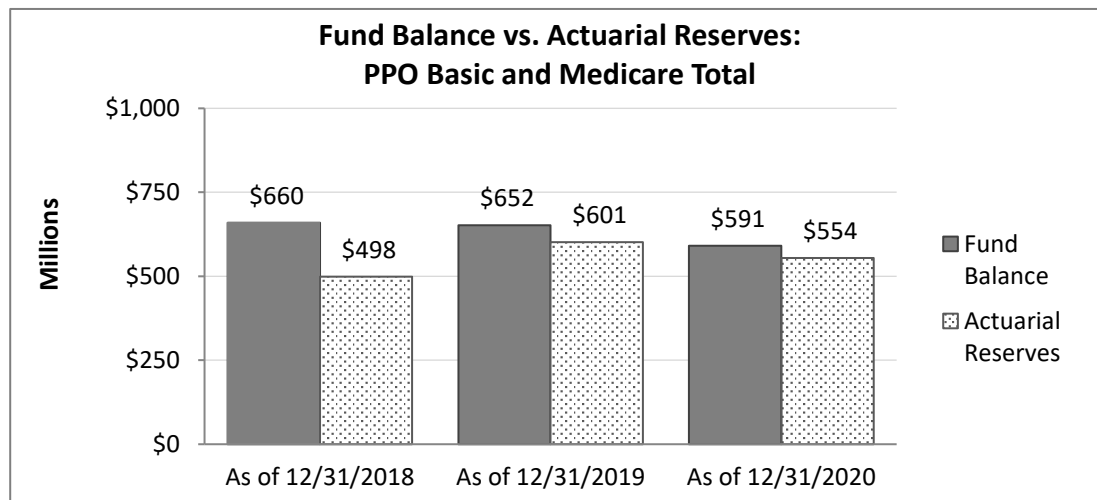


**Health Care Fund Status
As of December 31, 2020
PPO Health Plans: Basic and Medicare Total**

In the graph below, total revenue and total cost are provided for each calendar year for 2018, 2019, and 2020.



In the graph below, the health care fund balance compared to actuarial reserves are provided as of December 31, 2020.

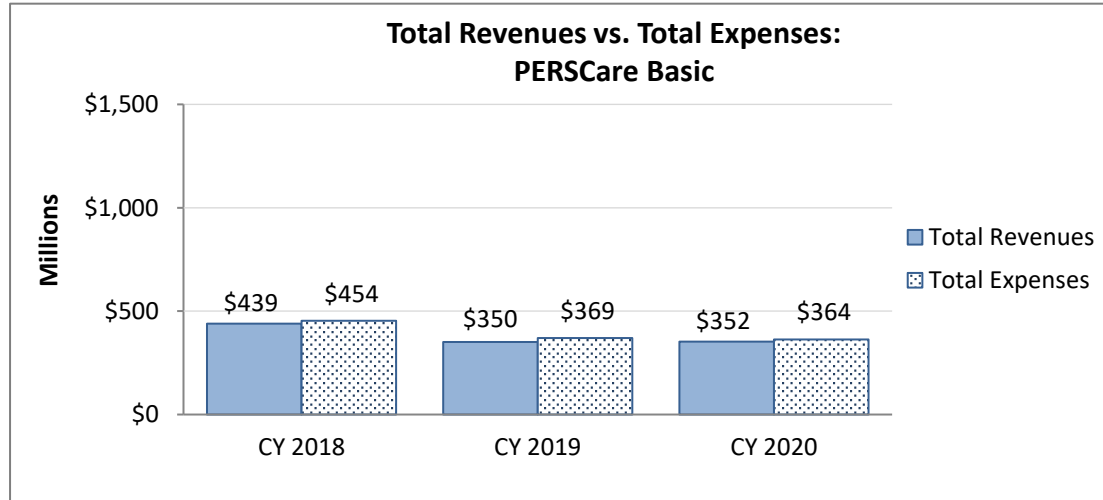


Fund Balance vs Actuarial Reserves, as of 12/31/2020: PPO Basic and Medicare Total	
Enrollment	419,349
Fund Balance *	\$590,894,147
Actuarial Reserves **	\$554,324,761
Surplus/(Deficit) ***	\$36,569,385
Surplus/(Deficit) PMPM	\$7.27

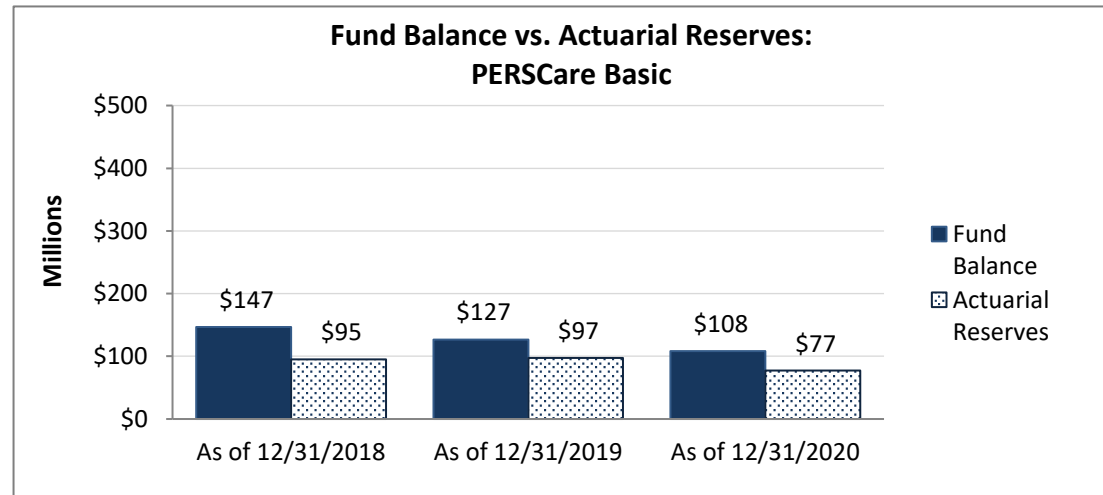
- * Fund balance accounts for other fund allocation adjustments and encumbered dollars for the spend-downs implemented to smooth the PERSCare Basic plan’s premium in 2020 and the health care fund adjustment to reduce premiums for all PPO Basic and Medicare plans in 2021.
- ** Actuarial Reserves for PPO include medical and pharmacy incurred but not reported (IBNR) claim liability, continuity of care liability, administrative liability, and risk-based capital (RBC) components.
- *** Surplus/(Deficit) equals fund balance minus actuarial reserves.

**Health Care Fund Status
As of December 31, 2020
PPO Health Plans: PERSCare Basic**

In the graph below, total revenue and total cost are provided for each calendar year for 2018, 2019, and 2020.



In the graph below, the health care fund balance compared to actuarial reserves are provided as of December 31, 2019.

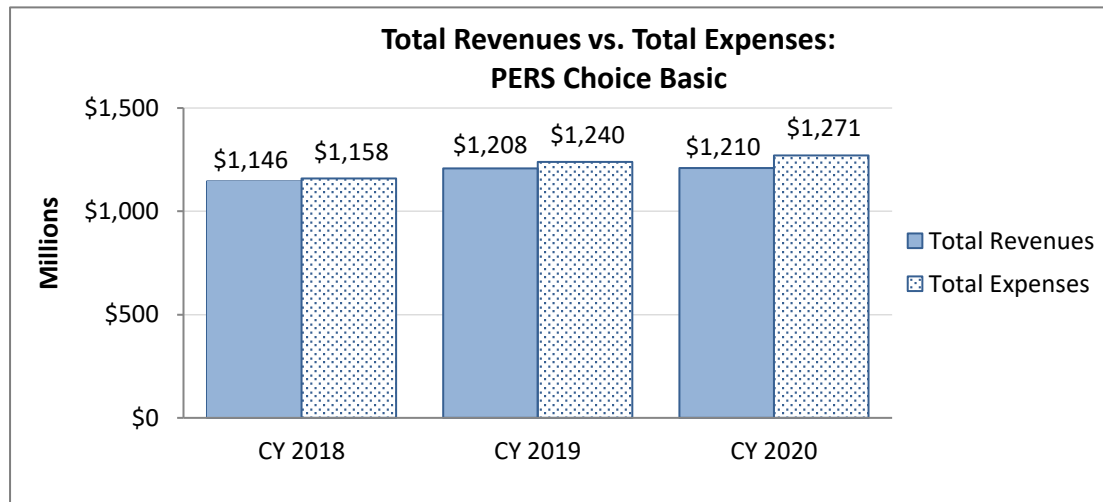


Fund Balance vs Actuarial Reserves, as of 12/31/2020: PERSCare Basic	
Enrollment	27,924
Fund Balance *	\$108,182,372
Actuarial Reserves **	\$77,262,926
Surplus/(Deficit) ***	\$30,919,446
Surplus/(Deficit) PMPM	\$92.27

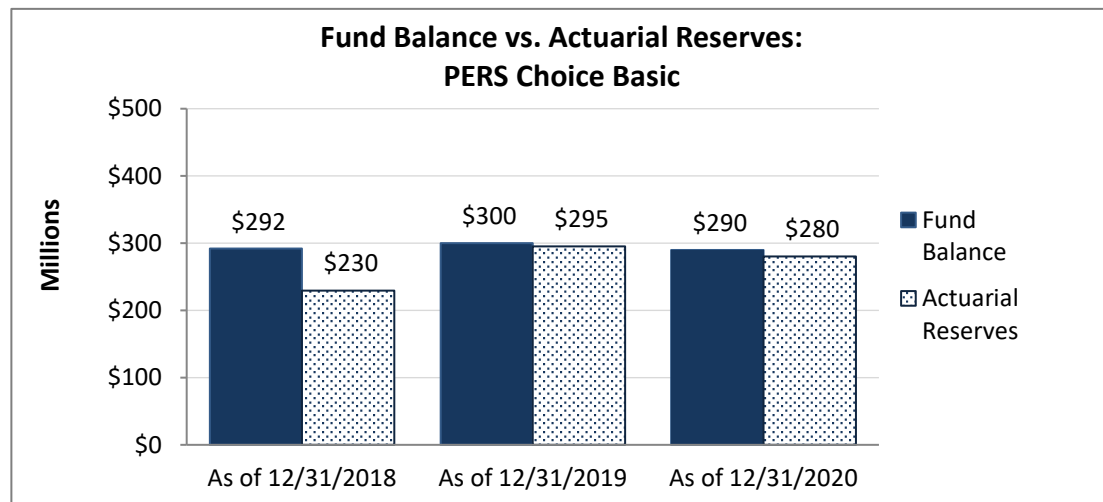
- * Fund balance accounts for other fund allocation adjustments and encumbered dollars for the spend-downs implemented to smooth the PERSCare Basic plan's premium in 2020 and 2021.
- ** Actuarial Reserves for PPO include medical and pharmacy incurred but not reported (IBNR) claim liability, continuity of care liability, administrative liability, and risk-based capital (RBC) components.
- *** Surplus/(Deficit) equals fund balance minus actuarial reserves.

Health Care Fund Status As of December 31, 2020 PPO Health Plans: PERS Choice Basic

In the graph below, total revenue and total cost are provided for each calendar year for 2018, 2019, and 2020.



In the graph below, the health care fund balance compared to actuarial reserves are provided as of December 31, 2020.



Fund Balance vs Actuarial Reserves, as of 12/31/2020: PERS Choice Basic	
Enrollment	146,227
Fund Balance *	\$289,763,270
Actuarial Reserves **	\$280,386,834
Surplus/(Deficit) ***	\$9,376,437
Surplus/(Deficit) PMPM	\$5.34

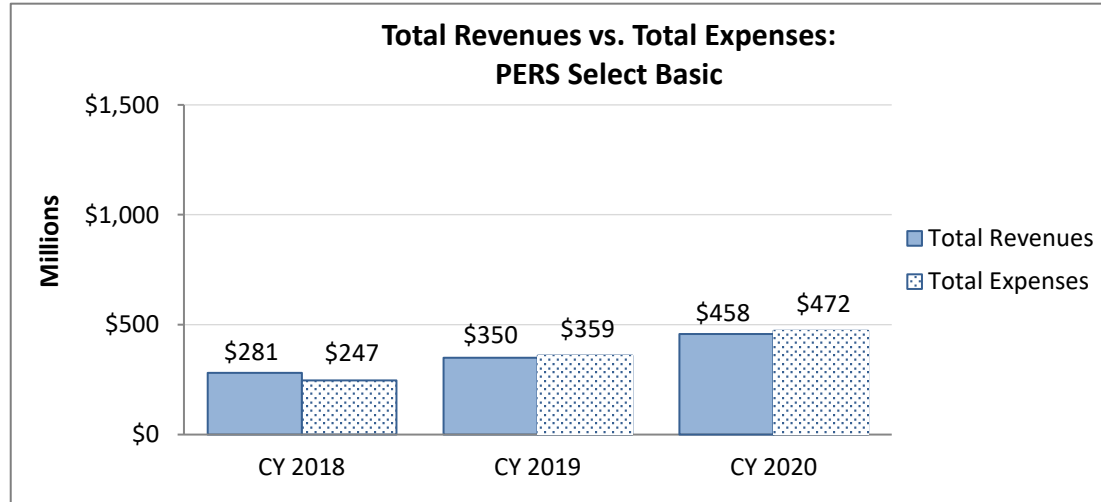
* Fund balance accounts for other fund allocation adjustments and health care fund adjustment to reduce 2021 premiums.

** Actuarial Reserves for PPO include medical and pharmacy incurred but not reported (IBNR) claim liability, continuity of care liability, administrative liability, and risk-based capital (RBC) components.

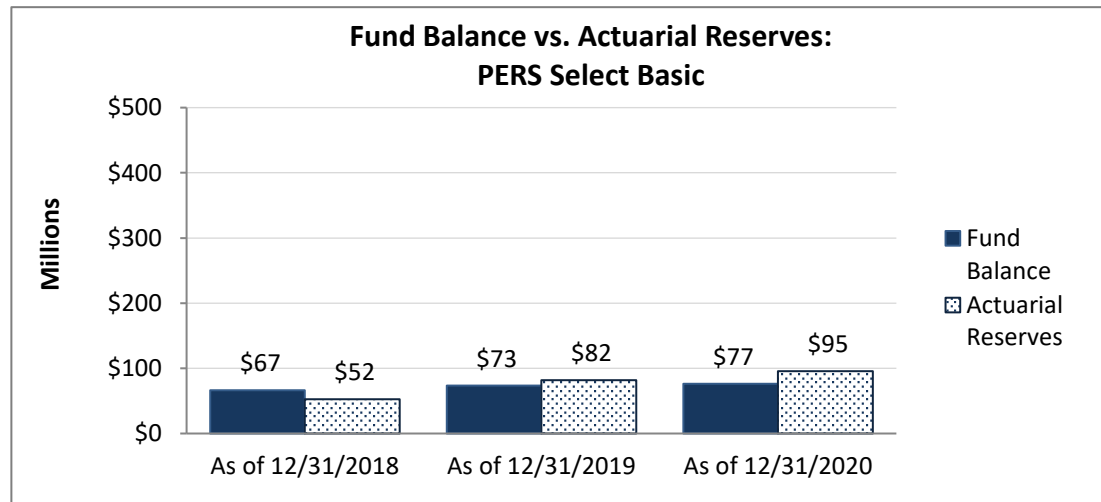
*** Surplus/(Deficit) equals fund balance minus actuarial reserves.

Health Care Fund Status As of December 31, 2020 PPO Health Plans: PERS Select Basic

In the graph below, total revenue and total cost are provided for each calendar year for 2018, 2019, and 2020.



In the graph below, the health care fund balance compared to actuarial reserves are provided as of December 31, 2020.



Fund Balance vs Actuarial Reserves, as of 12/31/2020: PERS Select Basic	
Enrollment	98,599
Fund Balance *	\$76,565,116
Actuarial Reserves **	\$95,394,447
Surplus/(Deficit) ***	(\$18,829,331)
Surplus/(Deficit) PMPM	(\$15.91)

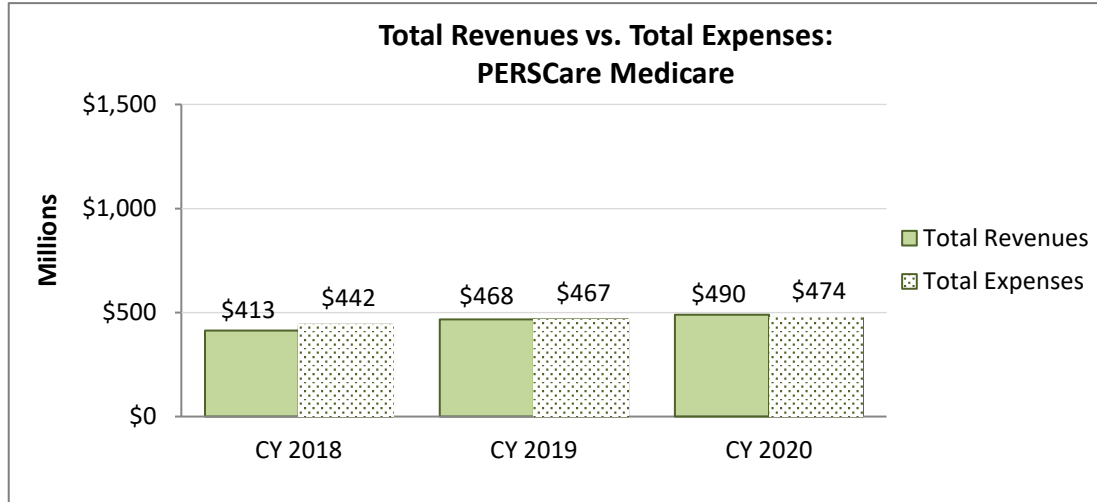
* Fund balance accounts for other fund allocation adjustments and health care fund adjustment to reduce 2021 premiums.

** Actuarial Reserves for PPO include medical and pharmacy incurred but not reported (IBNR) claim liability, continuity of care liability, administrative liability, and risk-based capital (RBC) components.

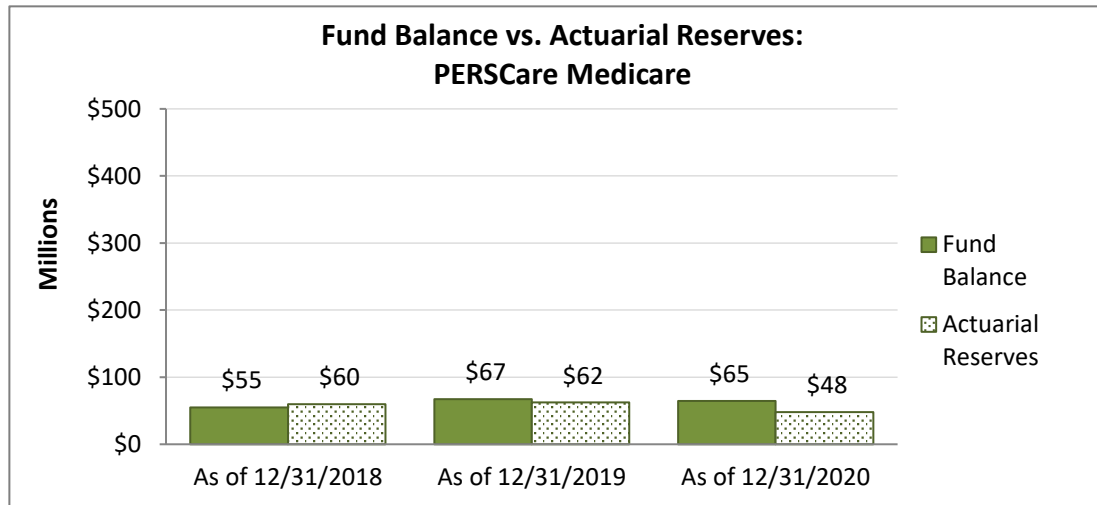
*** Surplus/(Deficit) equals fund balance minus actuarial reserves.

**Health Care Fund Status
As of December 31, 2020
PPO Health Plans: PERSCare Medicare**

In the graph below, total revenue and total cost are provided for each calendar year for 2018, 2019, and 2020.



In the graph below, the health care fund balance compared to actuarial reserves are provided as of December 31, 2020.



Fund Balance vs Actuarial Reserves, as of 12/31/2020: PERSCare Medicare	
Enrollment	65,424
Fund Balance *	\$64,730,929
Actuarial Reserves **	\$47,947,300
Surplus/(Deficit) ***	\$16,783,629
Surplus/(Deficit) PMPM	\$21.38

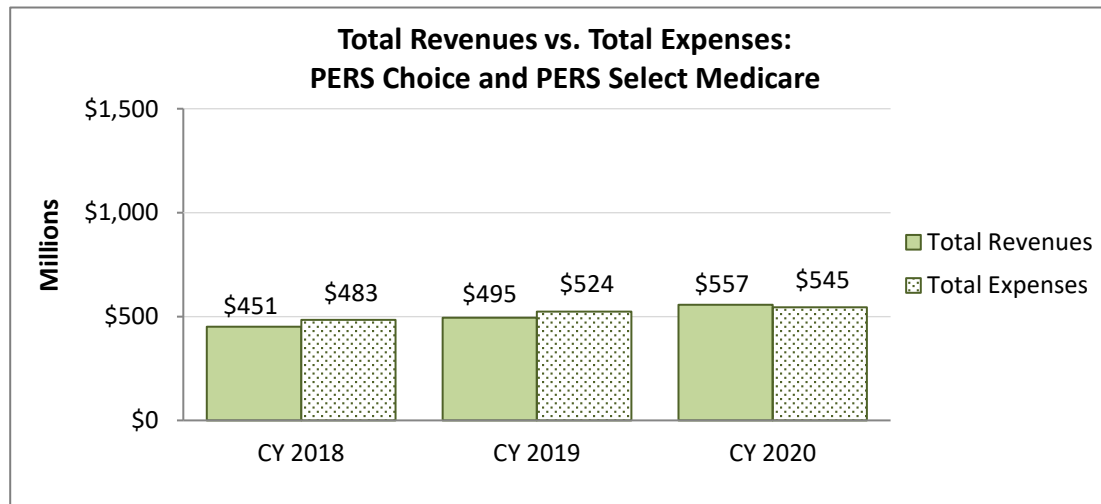
* Fund balance accounts for other fund allocation adjustments and health care fund adjustment to reduce 2021 premiums.

** Actuarial Reserves for PPO include medical and pharmacy incurred but not reported (IBNR) claim liability, continuity of care liability, administrative liability, and risk-based capital (RBC) components.

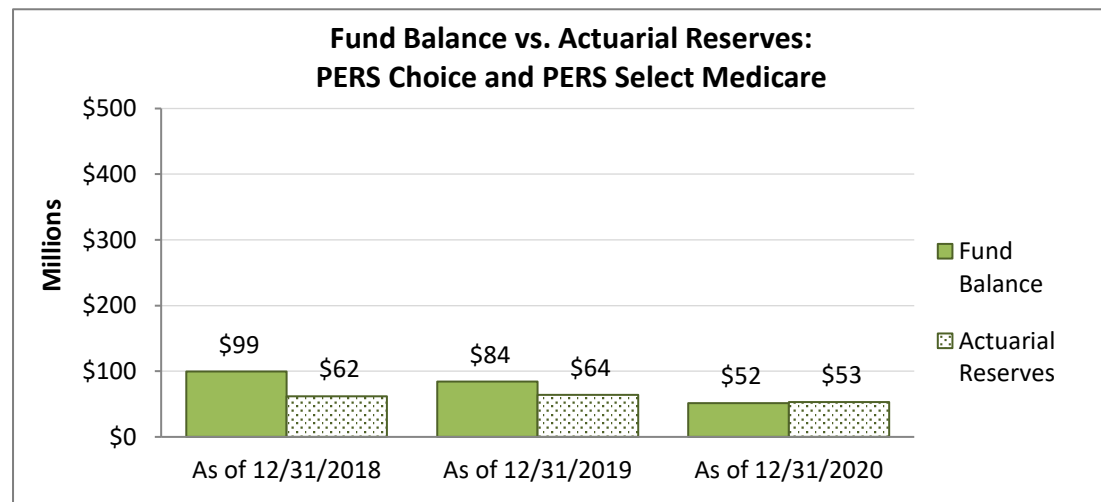
*** Surplus/(Deficit) equals fund balance minus actuarial reserves.

Health Care Fund Status As of December 31, 2020 PPO Health Plans: PERS Choice and PERS Select Medicare

In the graph below, total revenue and total cost are provided for each calendar year for 2018, 2019, and 2020.



In the graph below, the health care fund balance compared to actuarial reserves are provided as of December 31, 2020.



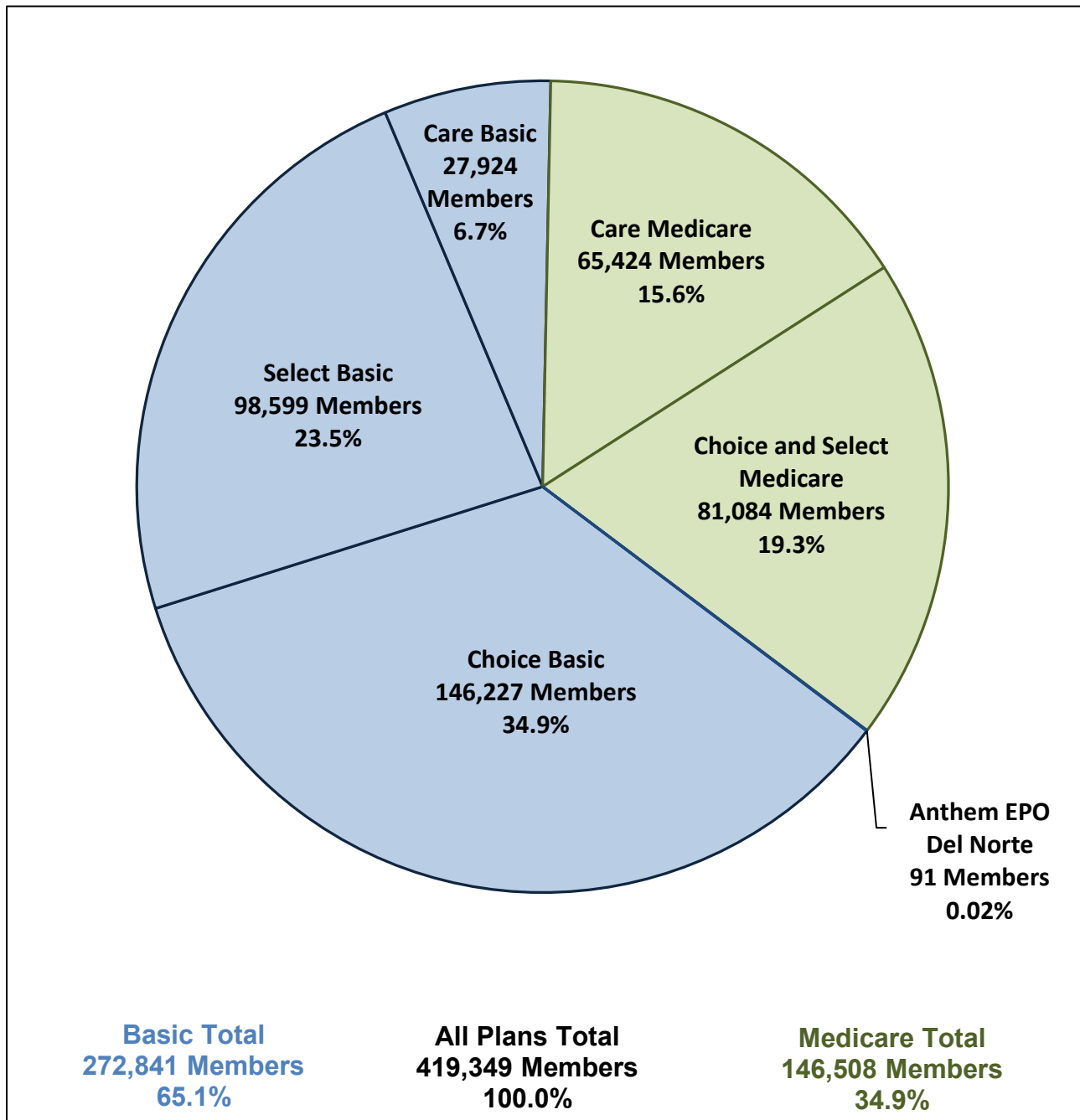
Fund Balance vs Actuarial Reserves, as of 12/31/2020: PERS Choice and PERS Select Medicare	
Enrollment	81,084
Fund Balance *	\$51,641,159
Actuarial Reserves **	\$53,158,401
Surplus/(Deficit) ***	(\$1,517,242)
Surplus/(Deficit) PMPM	(\$1.56)

* Fund balance accounts for other fund allocation adjustments and health care fund adjustment to reduce 2021 premiums.

** Actuarial Reserves for PPO include medical and pharmacy incurred but not reported (IBNR) claim liability, continuity of care liability, administrative liability, and risk-based capital (RBC) components.

*** Surplus/(Deficit) equals fund balance minus actuarial reserves.

**Enrollment
As of December 31, 2020
PPO Health Plans**



Enrollment			
Plan Name	2018	2019	2020
PERSCare Basic	40,730	30,304	27,924
PERS Choice Basic	148,329	147,505	146,227
PERS Select Basic	53,978	78,401	98,599
Anthem EPO Del Norte	138	92	91
PERSCare Medicare	62,176	63,748	65,424
PERS Choice and Select Medicare	74,390	77,604	81,084
Total Basic and Medicare	379,741	397,654	419,349