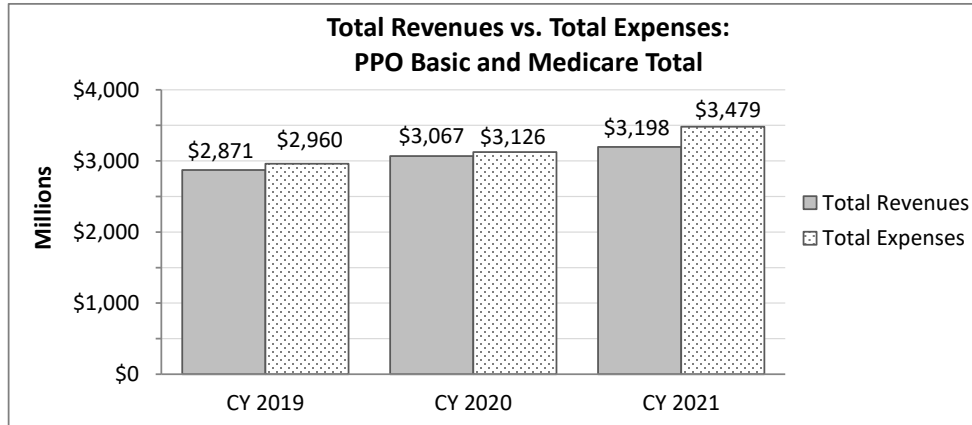
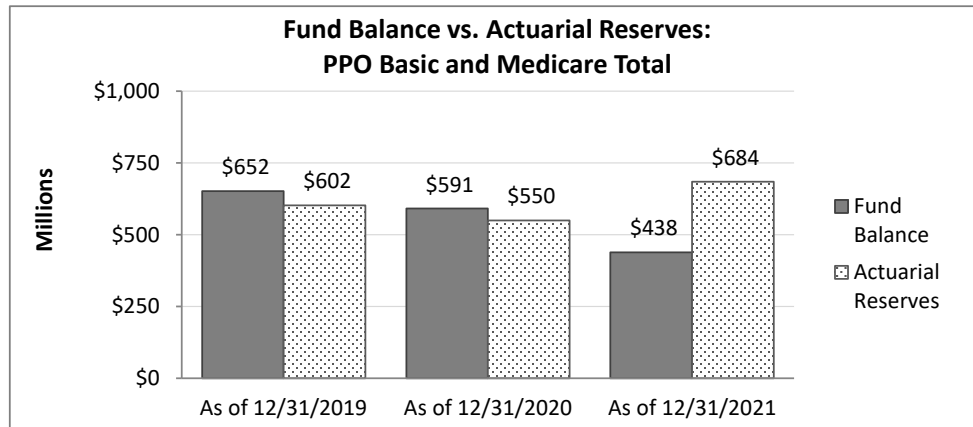


### Health Care Fund Status As of December 31, 2021 PPO Health Plans: Basic and Medicare Total

In the graph below, total revenue and total cost are provided for each calendar year for 2019, 2020, and 2021.



In the graph below, the health care fund balance compared to actuarial reserves are provided as of December 31, 2021.

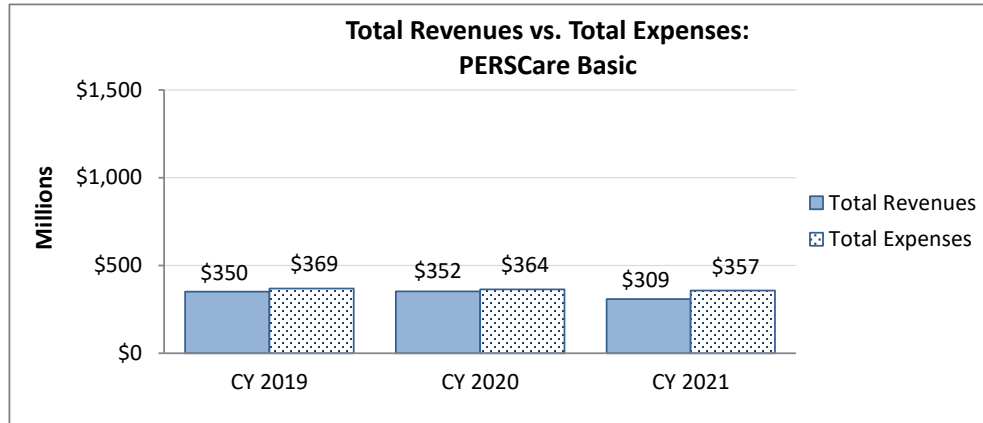


<b>Fund Balance vs Actuarial Reserves, as of 12/31/2021: PPO Basic and Medicare Total</b>	
Enrollment	429,851
Fund Balance *	\$438,476,653
Actuarial Reserves **	\$684,383,010
Surplus/(Deficit) ***	(\$245,906,358)
Surplus/(Deficit) PMPM	(\$47.67)

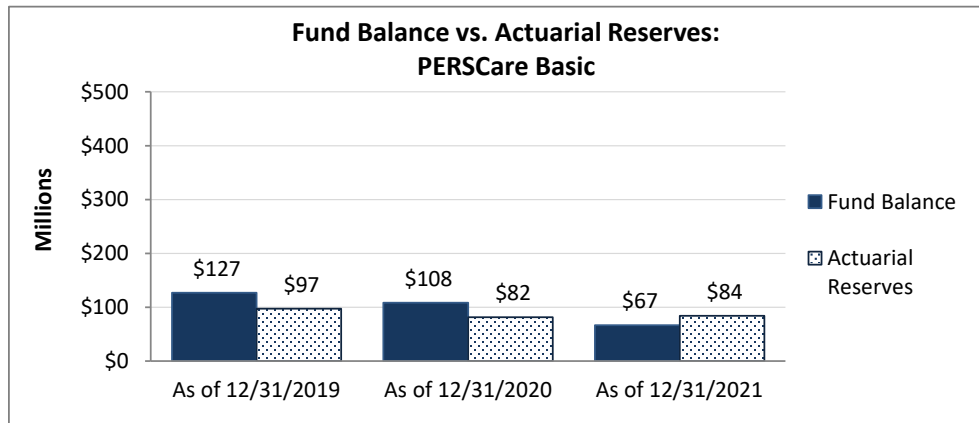
- \* Fund balance accounts for other fund allocation adjustments and the Health Care Fund adjustment to reduce premiums for PPO Basic and Medicare plans in 2022.
- \*\* Actuarial Reserves for PPO include medical and pharmacy incurred but not reported (IBNR) claim liability, continuity of care liability, administrative liability, and risk-based capital (RBC) components.
- \*\*\* Surplus/(Deficit) equals fund balance minus actuarial reserves.

**Health Care Fund Status  
As of December 31, 2021  
PPO Health Plans: PERSCare Basic**

In the graph below, total revenue and total cost are provided for each calendar year for 2019, 2020, and 2021.



In the graph below, the health care fund balance compared to actuarial reserves are provided as of December 31, 2021.

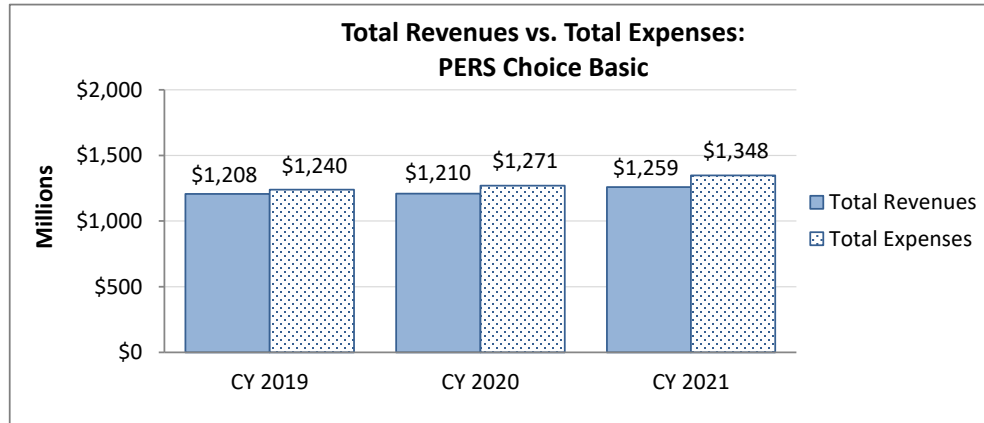


<b>Fund Balance vs Actuarial Reserves, as of 12/31/2021: PERSCare Basic</b>	
Enrollment	24,806
Fund Balance *	\$66,736,027
Actuarial Reserves **	\$83,870,591
Surplus/(Deficit) ***	(\$17,134,563)
Surplus/(Deficit) PMPM	(\$57.56)

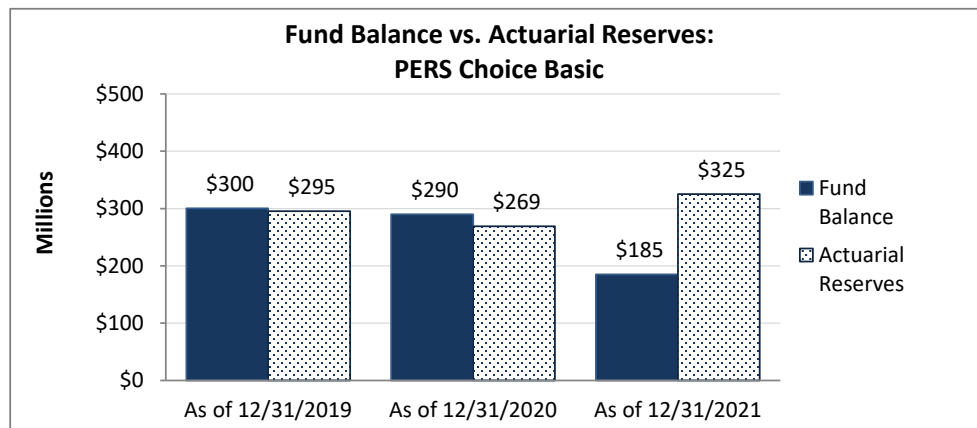
- \* Fund balance accounts for other fund allocation adjustments and the Health Care Fund adjustment to reduce 2022 premiums.
- \*\* Actuarial Reserves for PPO include medical and pharmacy incurred but not reported (IBNR) claim liability, continuity of care liability, administrative liability, and risk-based capital (RBC) components.
- \*\*\* Surplus/(Deficit) equals fund balance minus actuarial reserves.

**Health Care Fund Status  
As of December 31, 2021  
PPO Health Plans: PERS Choice Basic**

In the graph below, total revenue and total cost are provided for each calendar year for 2019, 2020, and 2021.



In the graph below, the health care fund balance compared to actuarial reserves are provided as of December 31, 2021.

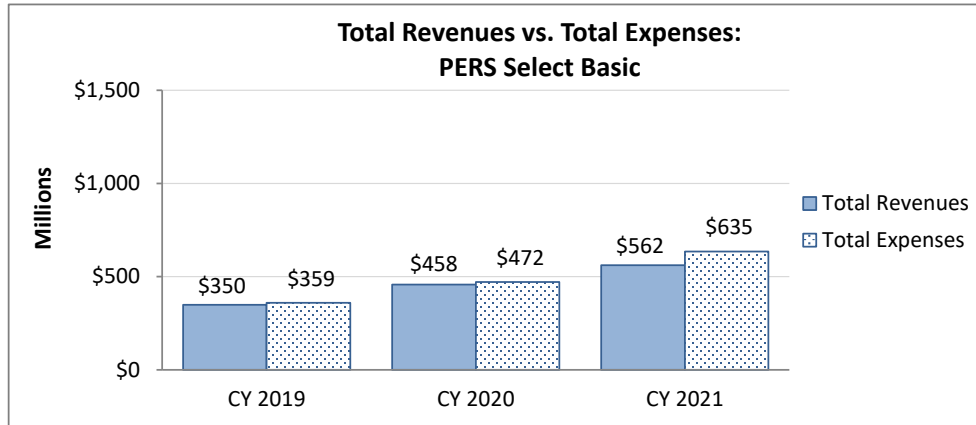


<b>Fund Balance vs Actuarial Reserves, as of 12/31/2021: PERS Choice Basic</b>	
Enrollment	141,762
Fund Balance *	\$185,169,272
Actuarial Reserves **	\$325,069,991
Surplus/(Deficit) ***	(\$139,900,719)
Surplus/(Deficit) PMPM	(\$82.24)

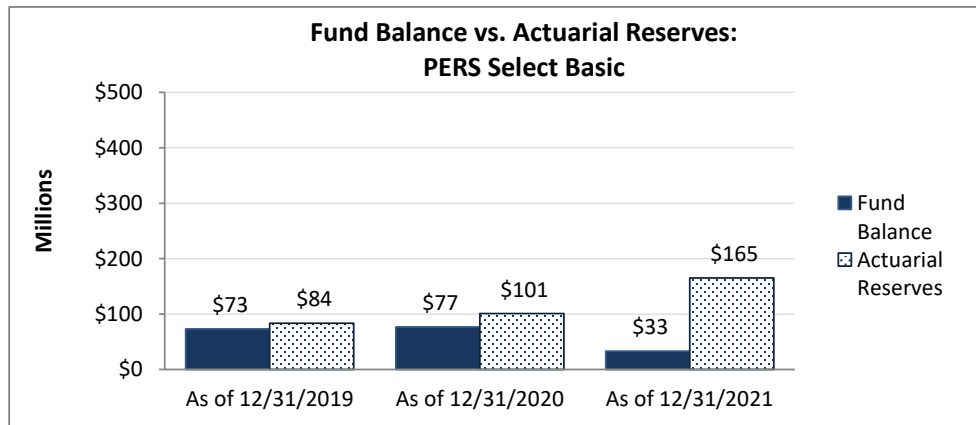
- \* Fund balance accounts for other fund allocation adjustments and the Health Care Fund adjustment to reduce 2022 premiums.
- \*\* Actuarial Reserves for PPO include medical and pharmacy incurred but not reported (IBNR) claim liability, continuity of care liability, administrative liability, and risk-based capital (RBC) components.
- \*\*\* Surplus/(Deficit) equals fund balance minus actuarial reserves.

**Health Care Fund Status  
As of December 31, 2021  
PPO Health Plans: PERS Select Basic**

In the graph below, total revenue and total cost are provided for each calendar year for 2019, 2020, and 2021.



In the graph below, the health care fund balance compared to actuarial reserves are provided as of December 31, 2021.



<b>Fund Balance vs Actuarial Reserves, as of 12/31/2021: PERS Select Basic</b>	
Enrollment	112,715
Fund Balance *	\$32,909,492
Actuarial Reserves **	\$165,058,997
Surplus/(Deficit) ***	(\$132,149,505)
Surplus/(Deficit) PMPM	(\$97.70)

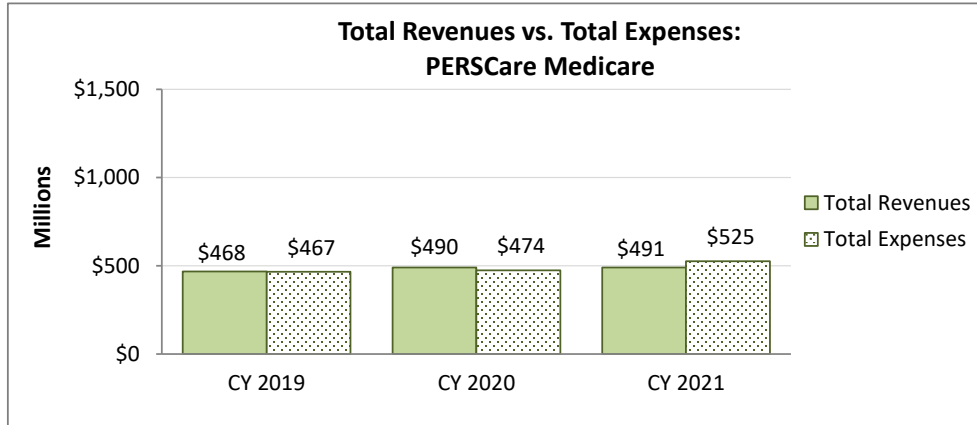
\* Fund balance accounts for other fund allocation adjustments.

\*\* Actuarial Reserves for PPO include medical and pharmacy incurred but not reported (IBNR) claim liability, continuity of care liability, administrative liability, and risk-based capital (RBC) components.

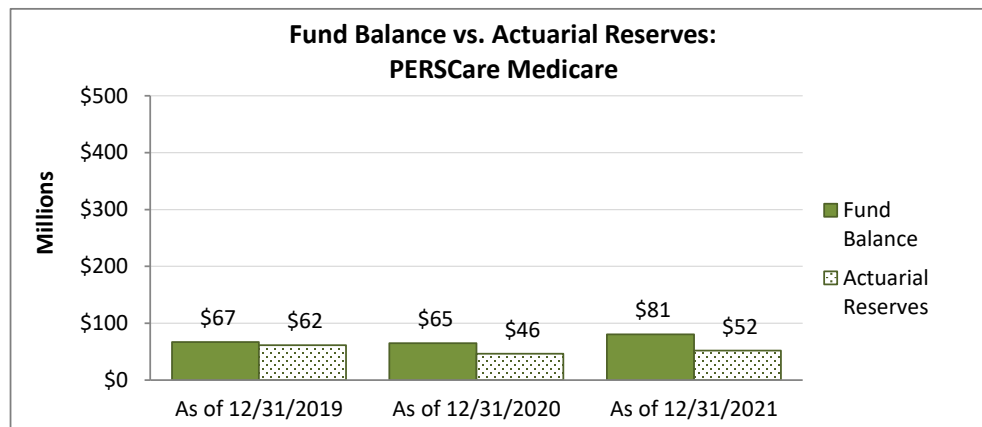
\*\*\* Surplus/(Deficit) equals fund balance minus actuarial reserves.

**Health Care Fund Status  
As of December 31, 2021  
PPO Health Plans: PERSCare Medicare**

In the graph below, total revenue and total cost are provided for each calendar year for 2019, 2020, and 2021.



In the graph below, the health care fund balance compared to actuarial reserves are provided as of December 31, 2021.

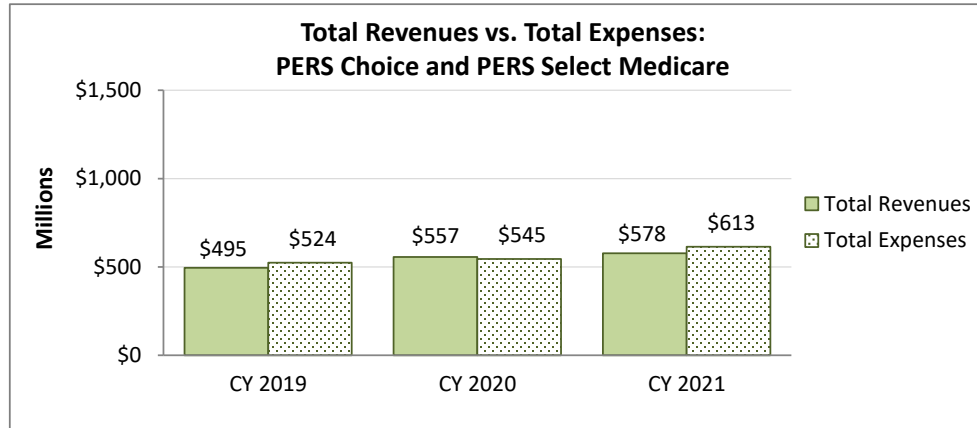


<b>Fund Balance vs Actuarial Reserves, as of 12/31/2021: PERSCare Medicare</b>	
Enrollment	66,398
Fund Balance *	\$80,622,622
Actuarial Reserves **	\$51,733,588
Surplus/(Deficit) ***	\$28,889,034
Surplus/(Deficit) PMPM	\$36.26

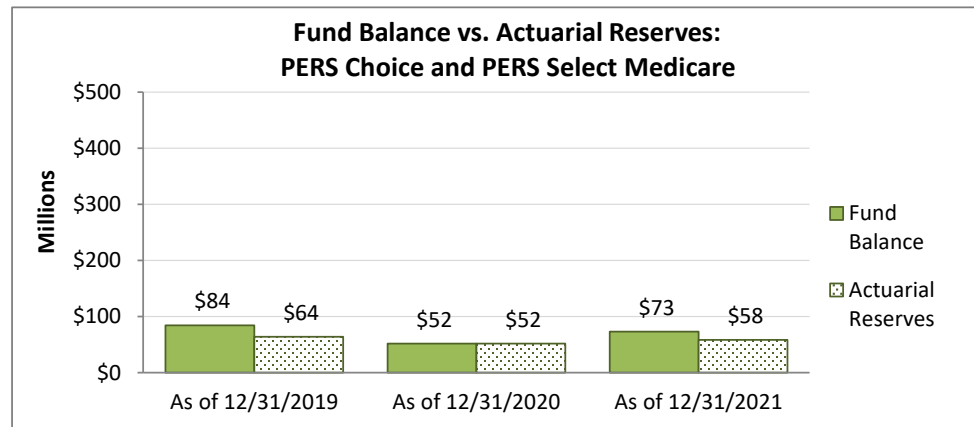
- \* Fund balance accounts for other fund allocation adjustments and the Health Care Fund adjustment to reduce 2022 premiums.
- \*\* Actuarial Reserves for PPO include medical and pharmacy incurred but not reported (IBNR) claim liability, continuity of care liability, administrative liability, and risk-based capital (RBC) components.
- \*\*\* Surplus/(Deficit) equals fund balance minus actuarial reserves.

**Health Care Fund Status  
As of December 31, 2021  
PPO Health Plans: PERS Choice and PERS Select Medicare**

In the graph below, total revenue and total cost are provided for each calendar year for 2019, 2020, and 2021.



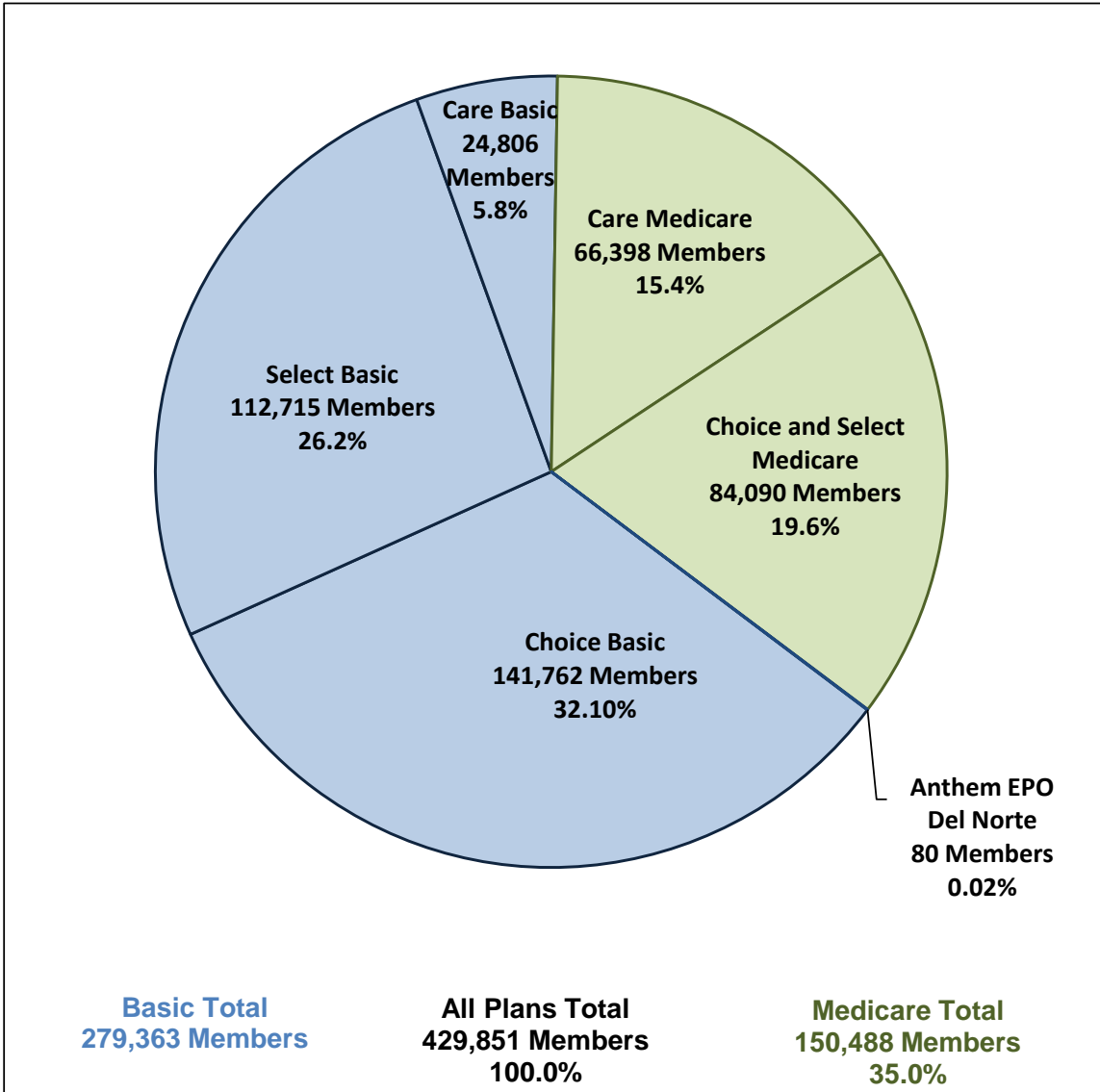
In the graph below, the health care fund balance compared to actuarial reserves are provided as of December 31, 2021.



<b>Fund Balance vs Actuarial Reserves, as of 12/31/2021: PERS Choice and PERS Select Medicare</b>	
Enrollment	84,090
Fund Balance *	\$73,258,326
Actuarial Reserves **	\$58,431,248
Surplus/(Deficit) ***	\$14,827,078
Surplus/(Deficit) PMPM	\$14.69

- \* Fund balance accounts for other fund allocation adjustments and the Health Care Fund adjustment to reduce 2022 premiums.
- \*\* Actuarial Reserves for PPO include medical and pharmacy incurred but not reported (IBNR) claim liability, continuity of care liability, administrative liability, and risk-based capital (RBC) components.
- \*\*\* Surplus/(Deficit) equals fund balance minus actuarial reserves.

**Enrollment  
As of December 31, 2021  
PPO Health Plans**



Enrollment			
Plan Name	2019	2020	2021
PERSCare Basic	30,304	27,924	24,806
PERS Choice Basic	147,505	146,227	141,762
PERS Select Basic	78,401	98,599	112,715
Anthem EPO Del Norte	92	91	80
PERSCare Medicare	63,748	65,424	66,398
PERS Choice and Select Medicare	77,604	81,084	84,090
<b>Total Basic and Medicare</b>	<b>397,654</b>	<b>419,349</b>	<b>429,851</b>