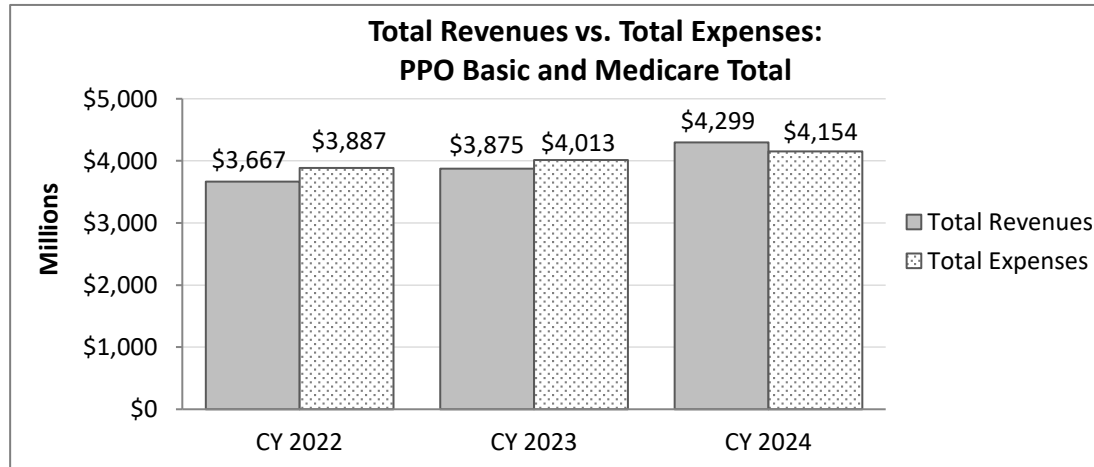
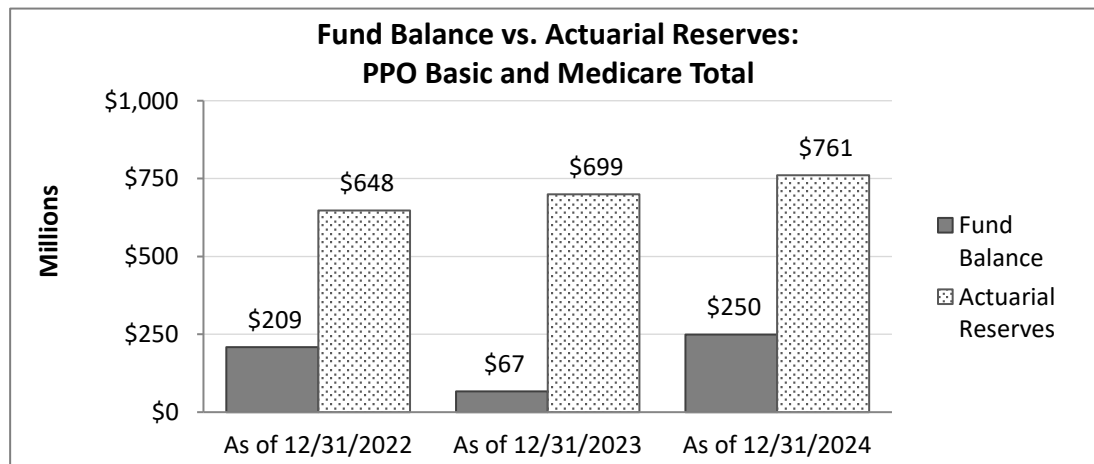


### Health Care Fund Status As of December 31, 2024 PPO Health Plans: Basic and Medicare Total

In the graph below, total revenue and total cost are provided for each calendar year for 2022, 2023, and 2024.



In the graph below, the Health Care Fund balance compared to actuarial reserves are provided as of December 31, 2024.

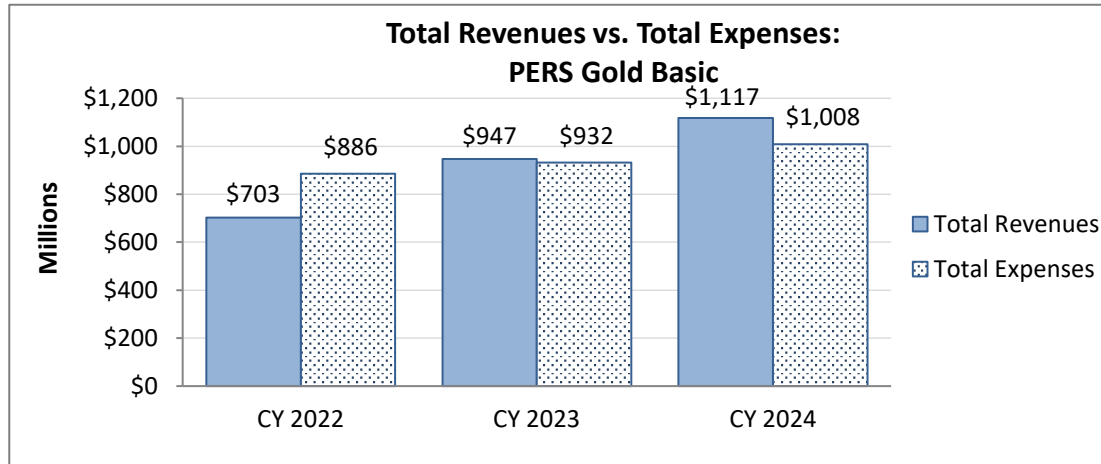


Fund Balance vs Actuarial Reserves, as of 12/31/2024: PPO Basic and Medicare Total	
Enrollment	400,456
Fund Balance *	\$249,528,993
Actuarial Reserves **	\$760,885,151
Surplus/(Deficit) ***	(\$511,356,159)
Surplus/(Deficit) PMPM	(\$106.41)

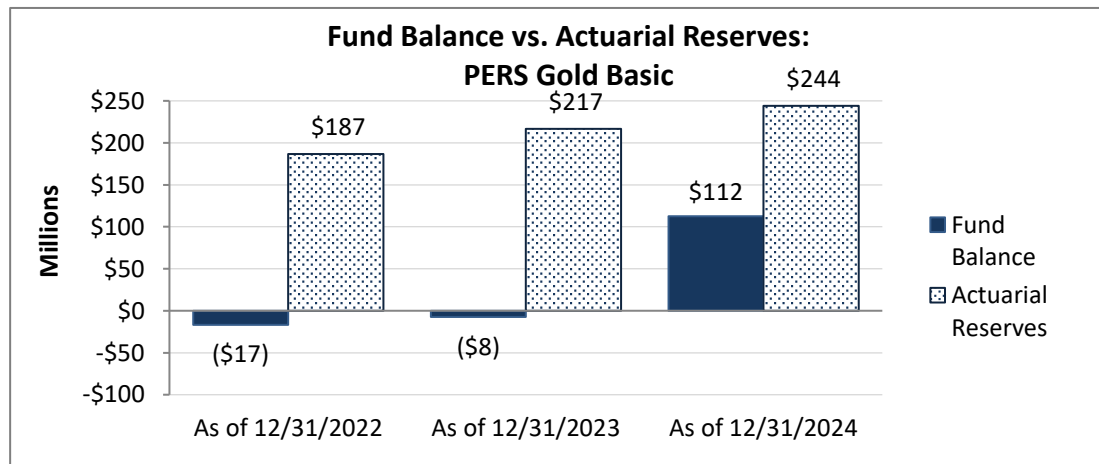
- \* Fund balance accounts for encumbered dollars and other fund allocation adjustments.
- \*\* Actuarial Reserves for PPO include medical and pharmacy incurred but not reported (IBNR) claim liability, continuity of care liability, administrative liability, and risk-based capital (RBC) components.
- \*\*\* Surplus/(Deficit) equals fund balance minus actuarial reserves.

### PPO Health Plans: PERS Gold Basic

In the graph below, total revenue and total cost are provided for each calendar year for 2022, 2023, and 2024.



In the graph below, the Health Care Fund balance compared to actuarial reserves are provided as of December 31, 2024.

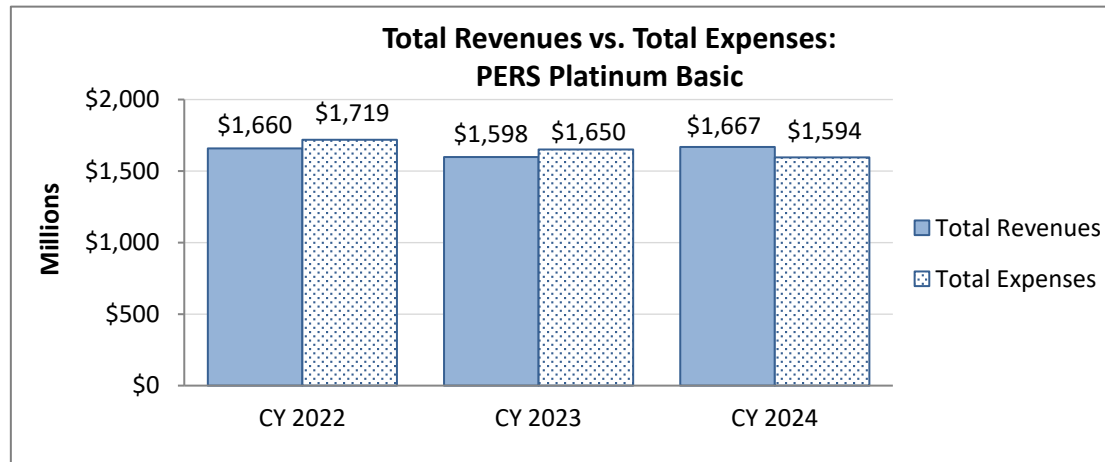


Fund Balance vs Actuarial Reserves, as of 12/31/2024: PERS Gold Basic	
Enrollment	138,667
Fund Balance *	\$112,384,006
Actuarial Reserves **	\$243,982,785
Surplus/(Deficit) ***	(\$131,598,779)
Surplus/(Deficit) PMPM	(\$79.09)

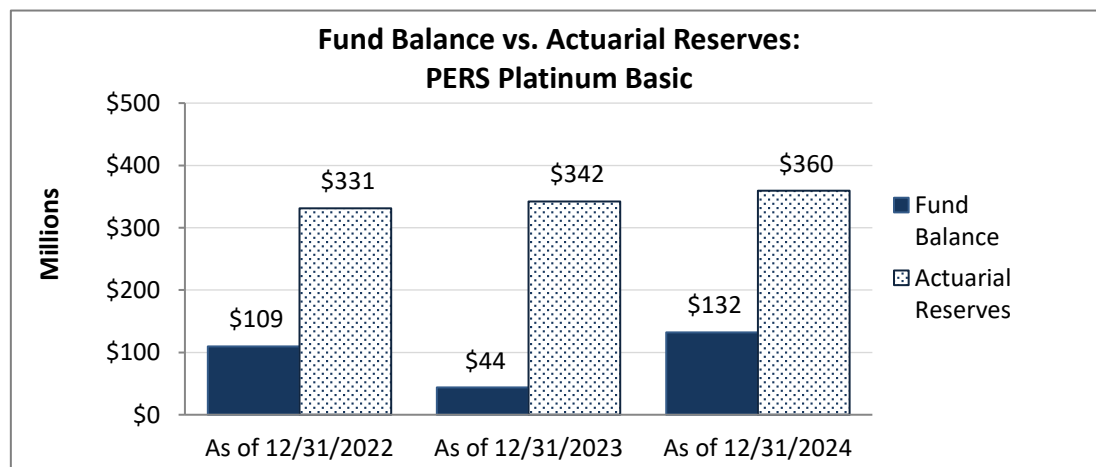
- \* Fund balance accounts for fund allocation adjustments.
- \*\* Actuarial Reserves for PPO include medical and pharmacy incurred but not reported (IBNR) claim liability, continuity of care liability, administrative liability, and risk-based capital (RBC) components.
- \*\*\* Surplus/(Deficit) equals fund balance minus actuarial reserves.

### PPO Health Plans: PERS Platinum Basic

In the graph below, total revenue and total cost are provided for each calendar year for 2022, 2023, and 2024.



In the graph below, the Health Care Fund balance compared to actuarial reserves are provided as of December 31, 2024.



Fund Balance vs Actuarial Reserves, as of 12/31/2024: PERS Platinum Basic	
Enrollment	107,784
Fund Balance *	\$132,191,367
Actuarial Reserves **	\$359,555,252
Surplus/(Deficit) ***	(\$227,363,886)
Surplus/(Deficit) PMPM	(\$175.79)

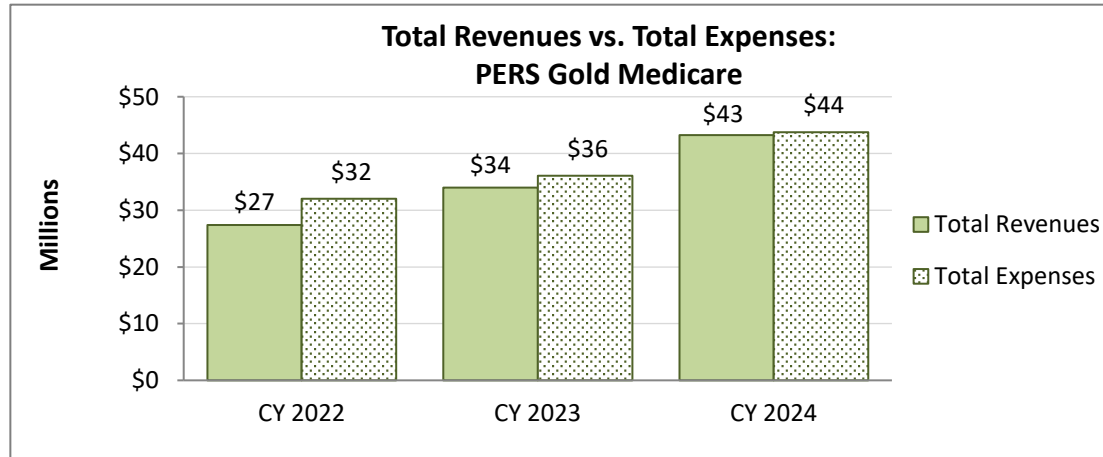
\* Fund balance accounts for fund allocation adjustments.

\*\* Actuarial Reserves for PPO include medical and pharmacy incurred but not reported (IBNR) claim liability, continuity of care liability, administrative liability, and risk-based capital (RBC) components.

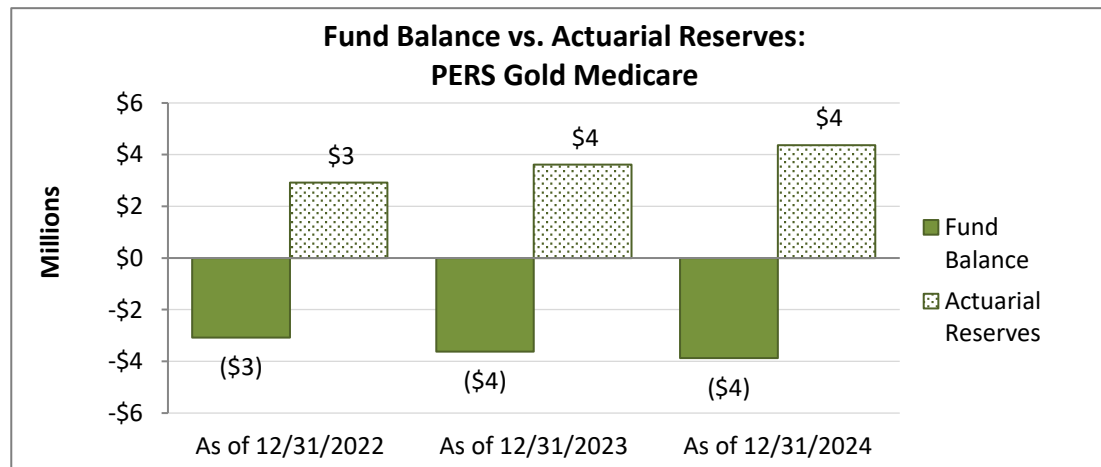
\*\*\* Surplus/(Deficit) equals fund balance minus actuarial reserves.

### PPO Health Plans: PERS Gold Medicare

In the graph below, total revenue and total cost are provided for each calendar year for 2022, 2023, and 2024.



In the graph below, the Health Care Fund balance compared to actuarial reserves are provided as of December 31, 2024.

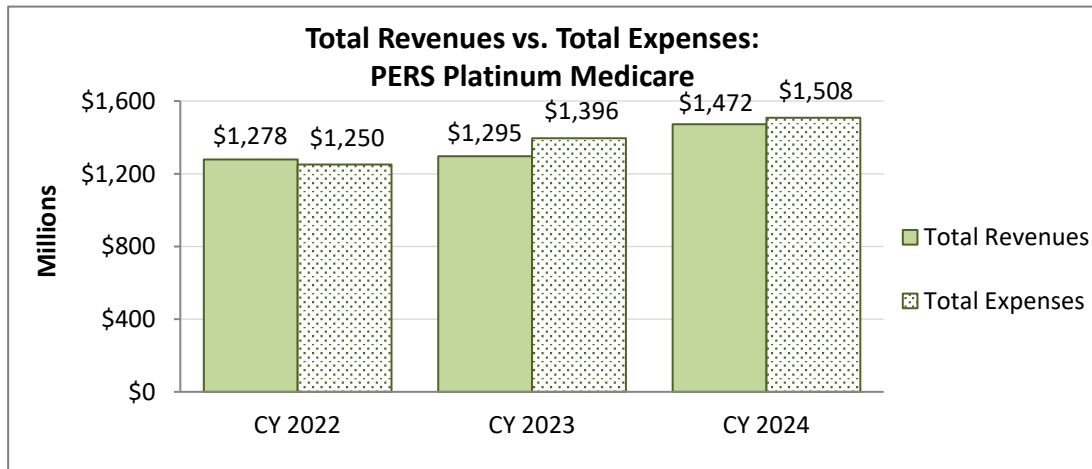


Fund Balance vs Actuarial Reserves, as of 12/31/2024: PERS Gold Medicare	
Enrollment	5,174
Fund Balance *	(\$3,872,290)
Actuarial Reserves **	\$4,361,633
Surplus/(Deficit) ***	(\$8,233,923)
Surplus/(Deficit) PMPM	(\$132.62)

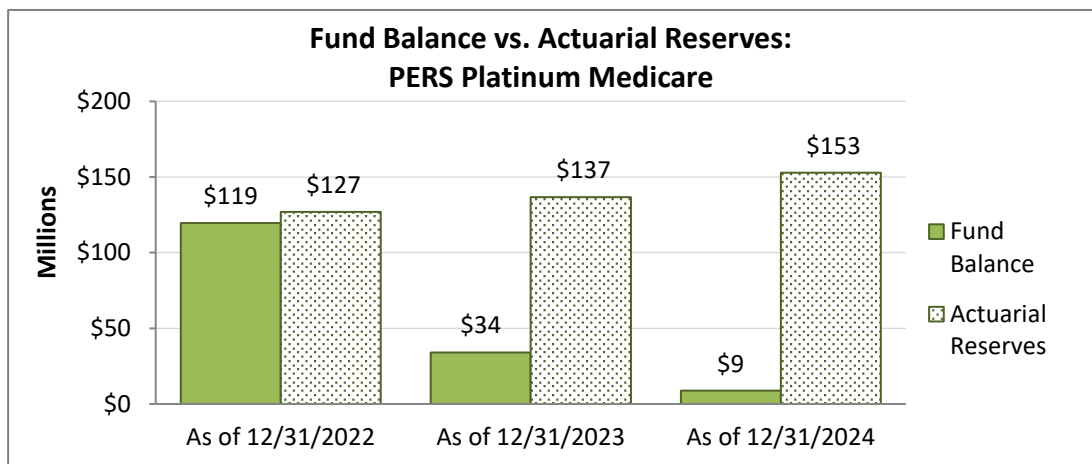
- \* Fund balance accounts for encumbered dollars and other fund allocation adjustments.
- \*\* Actuarial Reserves for PPO include medical and pharmacy incurred but not reported (IBNR) claim liability, continuity of care liability, administrative liability, and risk-based capital (RBC) components.
- \*\*\* Surplus/(Deficit) equals fund balance minus actuarial reserves.

### PPO Health Plans: PERS Platinum Medicare

In the graph below, total revenue and total cost are provided for each calendar year for 2022, 2023, and 2024.



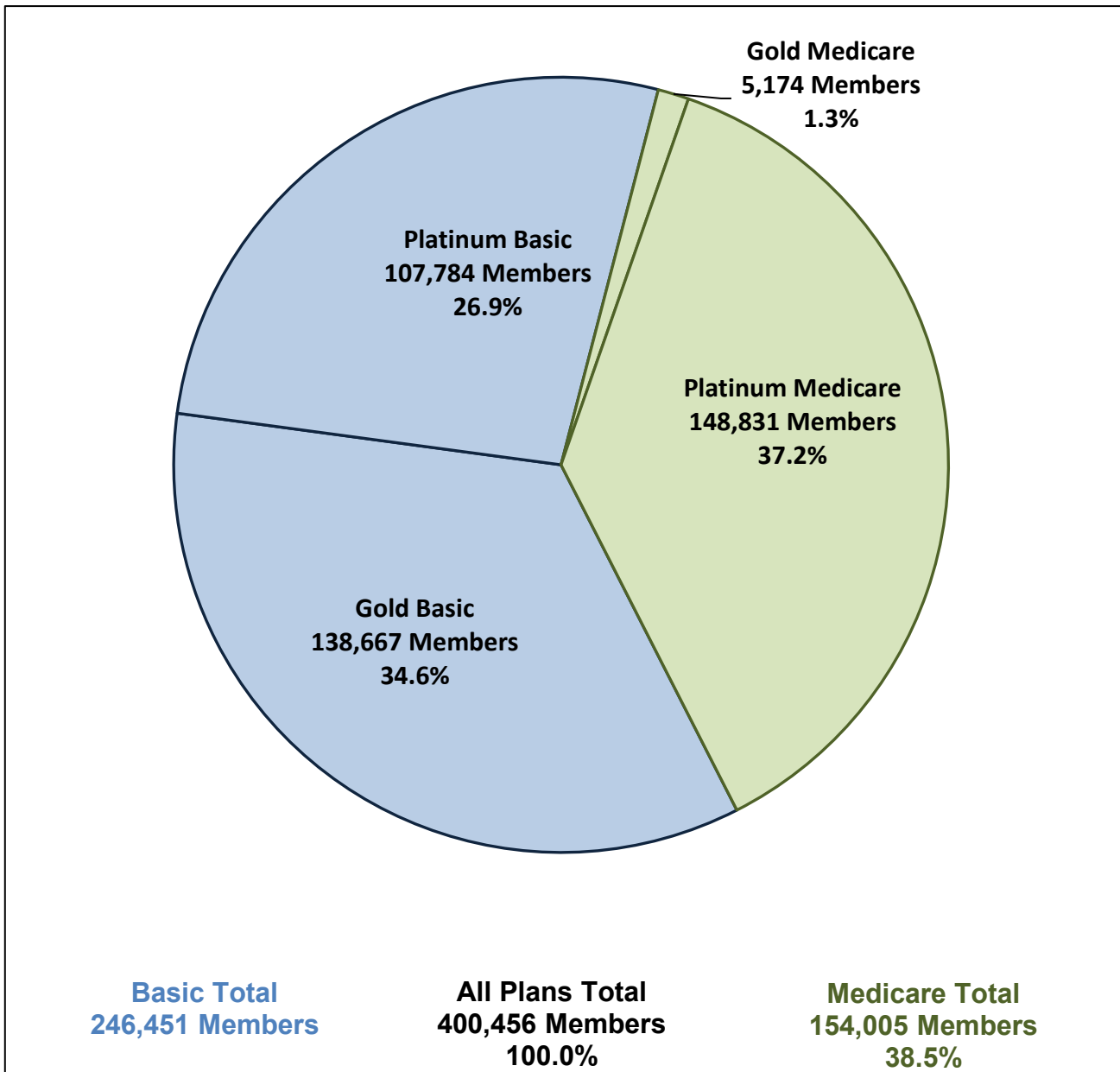
In the graph below, the Health Care Fund balance compared to actuarial reserves are provided as of December 31, 2024.



Fund Balance vs Actuarial Reserves, as of 12/31/2024: PERS Platinum Medicare	
Enrollment	148,831
Fund Balance *	\$8,825,910
Actuarial Reserves **	\$152,985,480
Surplus/(Deficit) ***	(\$144,159,571)
Surplus/(Deficit) PMPM	(\$80.72)

\* Fund balance accounts for encumbered dollars and other fund allocation adjustments.  
 \*\* Actuarial Reserves for PPO include medical and pharmacy incurred but not reported (IBNR) claim liability, continuity of care liability, administrative liability, and risk-based capital (RBC) components.  
 \*\*\* Surplus/(Deficit) equals fund balance minus actuarial reserves.

**Enrollment  
As of December 31, 2024  
PPO Basic and Medicare Health Plans**



Enrollment			
Plan Name	2022	2023	2024
PERS Gold Basic	130,036	140,524	138,667
PERS Platinum Basic	146,992	124,934	107,784
PERS Gold Medicare	3,872	4,610	5,174
PERS Platinum Medicare	149,101	149,347	148,831
<b>Total Basic and Medicare</b>	<b>430,001</b>	<b>419,415</b>	<b>400,456</b>